


# FLEXIBORE



THE FLEXIBLE HOSE FOR BORE-WATER PUMPING

## Securing Power Cable using approved cable ties


Crusader Hose have a range of heavy-duty cable ties, rated to 55 kg, for effective and sturdy cable attachment. Follow these steps:



Use two approved cable ties per loop



Ensure cable ties are spread apart near loop ends



Pull up very tight and trim off excess cable tie



“Snake” power cable to allow for approx 2% stretch to compensate for the weight of the pump and water etc. (Refer to manual) Normally 5% extra cable must be supplied

Crusader Hose Pty Ltd  
22 Industry Place  
BAYSWATER VIC 3153  
Tel: (03) 9720 1100  
Fax: (03) 9720 5756  
Email: [sales@crusaderhose.com.au](mailto:sales@crusaderhose.com.au)  
[www.crusaderhose.com.au](http://www.crusaderhose.com.au)



Quality  
Endorsed  
Company


ISO 9001 Lic: 12802  
SAI Global

# FLEXIBORE




THE FLEXIBLE HOSE FOR BORE-WATER PUMPING

## Option One: Inserting the pump into the bore using clamps and *crane*



Attach clamp to hose - ensure power cable IS NOT CLAMPED



Clamp resting on casing holds weight of pump



Raise hose from eye-bolt  
\* Smaller crane can also be used (requires more lifts).  
Refer to manual for roller installation method



Lower cap end gently into bore

## Option Two: Refer to manual for *Roller* installation method

